

A Joyous Winter Season

Holiday Thinking of You Card

Terri George
terri@stampmcrafty.com
www.stampmcrafty.com



Measurements:

- Merry Merlot CS 4-1/4" x 11" folded in half for for Card Base
- Merry Merlot CS 4' x 1-7/8"
- Merry Merlot CS apx. 2-1/4" x 3-1/4" to cut Scallop Oval
- Tranquil Tide CS 4' x 5-1/4" for Card Front
- Whisper White CS apx. 2-1/4" x 3-14" to cut Oval
- Whisper White CS 4" x 5-1/4" for inside
- Joyous Noel DSP 4" x 1-3/4"
- Joyous Noel Glimmer Paper - apx. 6" x 6" to punch leaves
- Shimmer Glimmer Paper - apx. 6" x 6" to punch leaves

Instructions:

1. Stamp Sentiment "Thinking of You this Season" onto Whisper White CS, then cut using the Stitched Shape Framelits
2. Cut out a coordating scalloped oval using Merry Merlot CS and the Layering Oval Framelits

A Joyous Winter Season Holiday Thinking of You Card

Terri George
terri@stampmecrafty.com
www.stampmecrafty.com

3. Glue these 2 pieces together and set aside
4. Glue the Joyous Noel DSP strip to the coordinating piece or Merry Merlot CS
5. Using the Oval Shape as your guide, stamp several of the "pine sprigs" image with Tranquil Tide ink in an oval shape so that they will show once the Sentiment piece is adhered
6. Glue to the Joyous Noel DSP strip to the Tranquil Tide Card Front piece apx. 1/2" from the left edge
7. Punch out several leaves/sprigs in both Tranquil Tide & Shimmer Glimmer Paper
8. Using the Sentiment piece as your guide, adhere these over the stamped sprigs using Mini Glue Dots so that once the Sentiment is adhered then stems/ends won't show
9. NOTE: Lay these stems out in your pattern first, then lift each and adhere - Don't be afraid to snip some in half to create the look you want
10. Glue the Card Front to the Card Base
11. If desired, stamp an inside sentiment, then glue the Whisper White piece to the inside of Card Base
12. Add Stampin' Dimensionals to the back of the Sentiment piece and adhere to the Center of Card Front over the ends of the leaves/sprigs
13. Embellish with 3 of the Frosted Epoxy Droplets



[Winter Woods Clear-Mount Stamp Set](#)

147661

Price: \$23.00



[Tranquil Tide Classic Stampin' Pad](#)

147146

Price: \$7.50



[Joyous Noel 12" X 12" \(30.5 X 30.5 Cm\) Specialty Designer Series Paper](#)

147816

Price: \$14.00



[Joyous Noel 6" X 6" Glimmer Paper](#)


147817

Price: \$15.00

A Joyous Winter Season

Holiday Thinking of You Card


Terri George
terri@stampmecrafty.com
www.stampmecrafty.com



Merry Merlot 8-1/2" X
11" Cardstock

146979

Price: \$8.50



Tranquil Tide 8-1/2" X
11" Cardstock

144246

Price: \$8.50



Sparkle Glimmer
Paper

146957


Price: \$5.00



Whisper White 8-1/2"
X 11" Cardstock

100730

Price: \$9.75



Frosted & Clear
Epoxy Droplets

147801


Price: \$9.00



Sprig Punch

148012


Price: \$18.00



Layering Ovals
Framelits Dies

141706

Price: \$35.00



Stitched Shapes
Framelits Dies

145372

Price: \$30.00

A Joyous Winter Season Holiday Thinking of You Card

Terri George
terri@stampmecrafty.com
www.stampmecrafty.com



Multipurpose Liquid
Glue

110755

Price: \$4.00



Mini Glue Dots

103683

Price: \$5.25



Stampin'
Dimensionals

104430

Price: \$4.00



Big Shot

143263

Price: \$110.00



Stampin' Trimmer

126889

Price: \$30.00